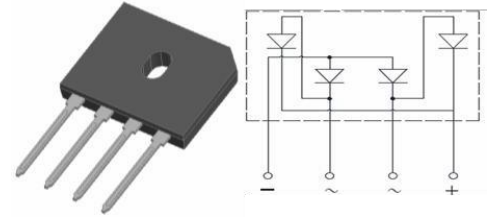


Reverse Voltage 50~1000V Output Current 4.0A

Features

- Glass passivated Bridge Rectifiers
- Ideal for PCB
- High surge current capability
- Moisture sensitivity: level 1, per J-STD-020
- Solder dip 275 °C max. 7 s, per JESD 22-B106



GBU

Typical Applications

- General purpose use in AC/DC bridge full wave rectification for monitor, TV, printer, power supply, switching mode power supply, adapter, audio equipment, and home appliances applications.

Mechanical Data

- Case:GBU,Molding compound meets UL 94V-0 flammability rating,RoHS-compliant
- Terminals:Tin plated leads, solderable per J-STD-002 and JESD22-B102 201
- Polarity: As marked on body

Maximum Ratings (TA = 25 °C unless otherwise noted)

Parameter	Symbol	GBU 4005	GBU 401	GBU 402	GBU 404	GBU 406	GBU 408	GBU 410	Unit
Maximum repetitive peak reverse voltage	V_{RRM}	50	100	200	400	600	800	1000	V
Maximum RMS voltage	V_{RMS}	35	70	140	280	420	560	700	V
Maximum DC blocking voltage	V_{DC}	50	100	200	400	600	800	1000	V
Average rectified output current at 60Hz sinewave, R-load	TC=108°C	4.0							A
	TA=25°C	2.3							
Peak forward surge current single sine-wave superimposed on rated load (JEDEC Method)	I_{FSM}	135							A
Rating for fusing ($t \leq 8.3ms$)	I^2t	76							A ² s
Operating junction temperature range	T_J	-55 to 150							°C
Storage temperature range	T_{STG}	-55 to 150							°C

Electrical Characteristics (TA = 25 °C unless otherwise noted)										
Parameter	Test Conditions	Symbol	GBU 4005	GBU 401	GBU 402	GBU 404	GBU 406	GBU 408	GBU 410	Unit
Maximum instantaneous forward voltage	I _F =2.0A	V _F				1.0				Volts
Maximum DC reverse current at rated DC blocking voltage	TA=25°C	I _R				5.0				μA
	TA=125°C					250				
Typical thermal resistance		R _{θJA}				26				° C/W
		R _{θJC}				5.5				

Ratings and Characteristics Curves

(TA = 25°C unless otherwise noted)

FIG.1-DERATING CURVE FOR OUTPUT RECTIFIED CURRENT

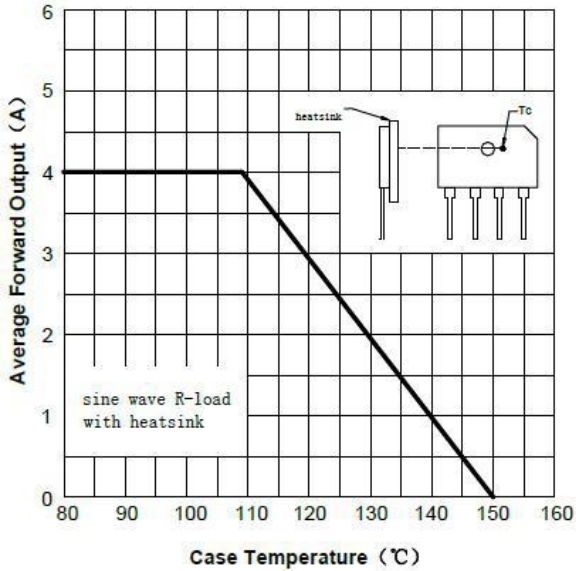


FIG.2-TYPICAL INSTANTANEOUS FORWARD CHARACTERISTICS

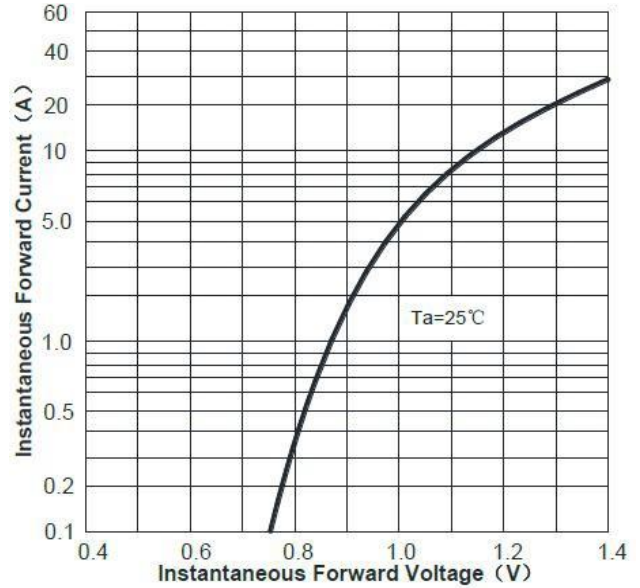


FIG.3-TYPICAL REAK REVERSE VOLTAGE CHARACTERISTICS

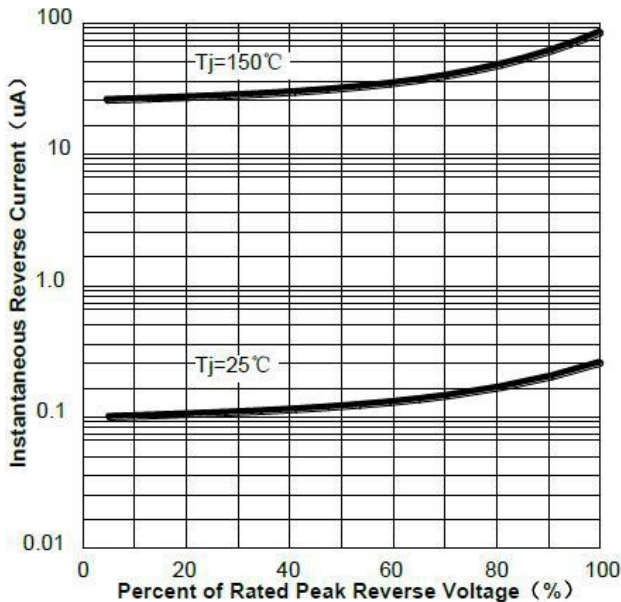
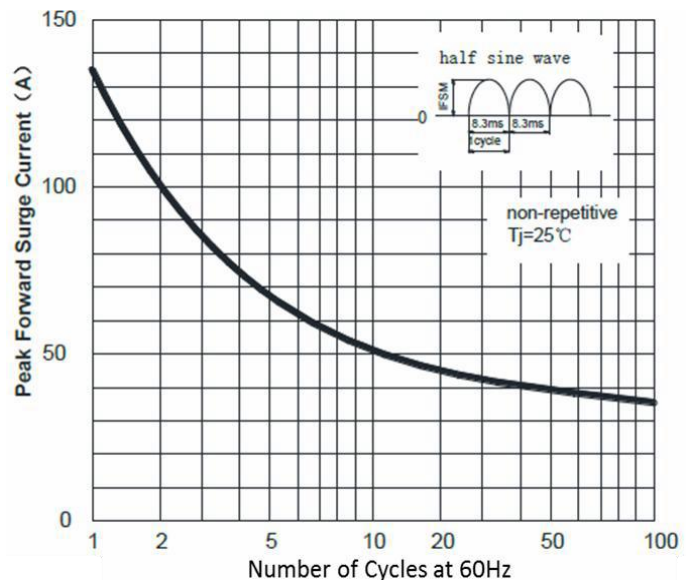


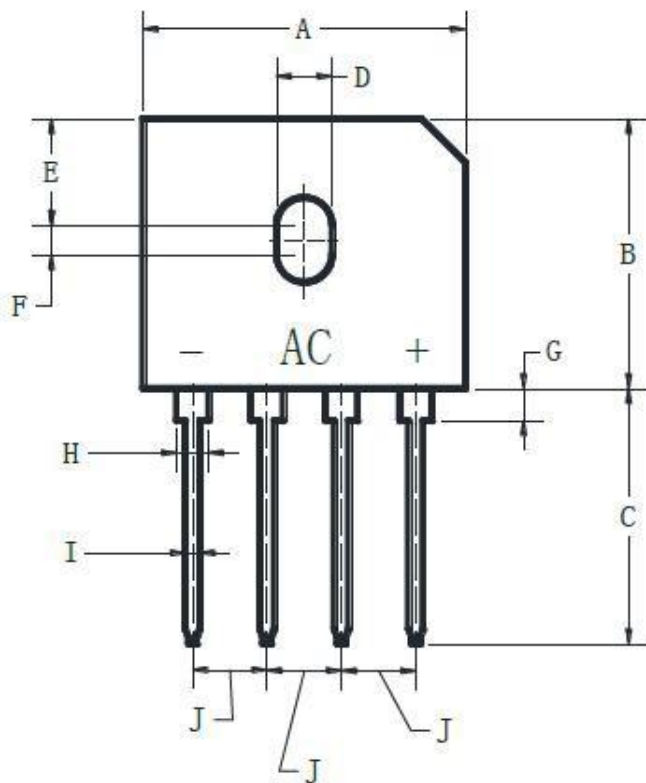
FIG.4-MAXIMUM NON-REPETITIVE PEAK FORWARD SURGE CURRENT



Package Outline Dimensions

Dimensions in millimeters

First angle projection



elevation view



left elevation

GBU		
Dim	Min	Max
A	21.70	22.30
B	18.20	19.10
C	17.20	18.29
D	3.40	4.10
E	7.40	7.90
F	1.65	2.16
G	1.53	2.54
H	1.65	2.54
I	0.90	1.27
J	4.80	5.33
K	3.30	3.56
L	2.30	3.00
M	0.45	0.56

Revision History

Document Version	Date of release	Discription of changes
Rev.A	2021/3/1	Released Datasheet
Rev.B	2023/12/17	Modify document format

Disclaimers

These materials are intended as a reference to assist our customers in the selection of the Suzhou Good-Ark product best suited to the customer's application; they do not convey any license under any intellectual property rights, or any other rights, belonging to Suzhou Good-Ark Electronics Co., Ltd. or a third party.

Suzhou Good-Ark Electronics Co., Ltd. assumes no responsibility for any damage, or infringement of any third-party's rights, originating in the use of any product data, diagrams, charts, programs, algorithms, or circuit application examples contained in these materials.

All information contained in these materials, including product data, diagrams, charts, programs and algorithms represents information on products at the time of publication of these materials, and are subject to change by Suzhou Good-Ark Electronics Co., Ltd. without notice due to product improvements or other reasons. It is therefore recommended that customers contact Suzhou Good-Ark Electronics Co., Ltd. or an authorized Suzhou Good-Ark Electronics Co., Ltd. for the latest product information before purchasing a product listed herein. The information described here may contain technical inaccuracies or typographical errors. Suzhou Good-Ark Electronics Co., Ltd. assumes no responsibility for any damage, liability, or other loss rising from these inaccuracies or errors. Please also pay attention to information published by Suzhou Good-Ark Electronics Co., Ltd. by various means, including our website home page.
(<http://www.goodark.com>)

When using any or all of the information contained in these materials, including product data, diagrams, charts, programs, and algorithms, Please be sure to evaluate all information as a total system before making a final decision on the applicability of the information and products. Suzhou Good-Ark Electronics Co., Ltd. assumes no responsibility for any damage, liability or other loss resulting from the information contained herein.

The prior written approval of Suzhou Good-Ark Electronics Co., Ltd. is necessary to reprint or reproduce in whole or in part these materials.

Please contact Suzhou Good-Ark Electronics Co., Ltd. or an authorized distributor for further details on these materials or the products contained herein.